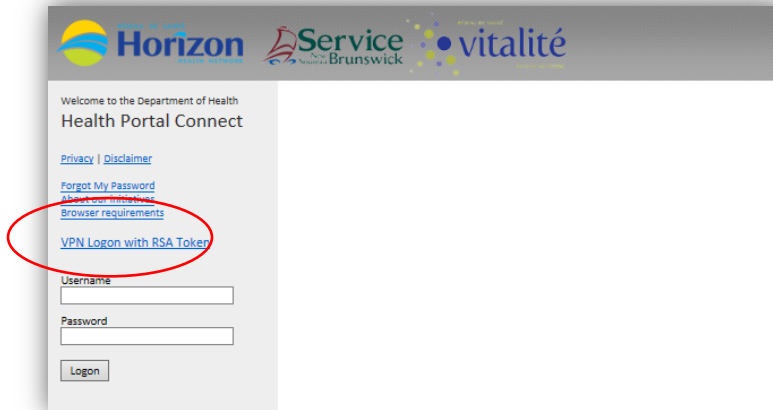
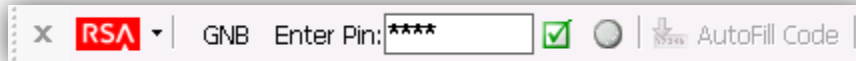


Instructions for Use of VPN f5 Remote Access System

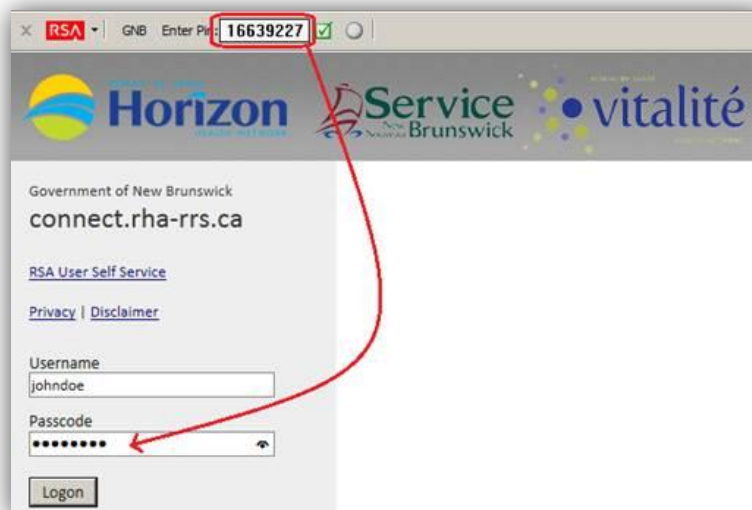
1. To use your VPN f5 Remote Access System, open **Internet Explorer** and go to this URL: <https://connect.rha-rrs.ca>.
2. Click “VPN Logon with RSA token”



3. Enter your PIN and click the green check.



4. Enter your Username, followed by the passcode you obtained from entering your PIN in the RSA toolbar and clicking the green check.



5. Click on Logon. The f5 Remote Access System will open automatically.

Please contact the SNB IT Provincial Service Desk at 1-844-354-4357 or Service@SNB.ca with any questions or if you experience any technical difficulties.